


2017 - 2018 DISTRICT LEVY BREAKDOWN

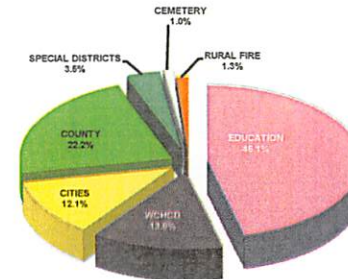
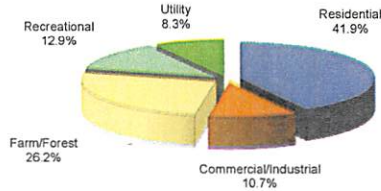
Taxing District	Value of District to Calculate Taxes	Permanent Tax Rate (\$/1000)	Billing Tax Rate (\$/1000)	Amount Billing Rate Would Raise	Loss due to Truncation	Gain/Loss from Extension	Loss due to Measure 5 Compression	Additional Tax & Penalties	Total Taxes to be Received
Wallowa County	\$ 785,419,008	2.5366	2.5366	\$ 1,992,293.88	\$ -	\$ 0.49	\$ (51.65)	\$ 1,475.95	\$ 1,993,718.85
Weed Control District	\$ 785,419,008	0.1500	0.1500	\$ 149,222.61	\$ -	\$ 0.23	\$ (55.12)	\$ 6.88	\$ 149,181.70
Health Care District	\$ 785,419,008	1.0497	1.0497	\$ 824,454.33	\$ -	\$ 0.38	\$ (21.32)	\$ 38.58	\$ 824,471.95
Health Care District LO	\$ 785,419,008	-	0.5267	\$ 413,680.19	\$ (45.01)	\$ (0.59)	\$ (152.60)	\$ 19.36	\$ 413,546.36
School Dist. #6	\$ 353,416,817	1.4439	1.4439	\$ 510,298.54	\$ -	\$ (0.60)	\$ (5,562.29)	\$ 53.07	\$ 504,788.72
School Dist #12	\$ 142,645,319	1.6597	1.6597	\$ 236,748.44	\$ -	\$ 0.02	\$ (2,793.60)	\$ -	\$ 233,954.86
School Dist #21	\$ 280,550,455	1.6911	1.6911	\$ 474,438.87	\$ -	\$ 0.35	\$ (11,608.40)	\$ -	\$ 462,830.62
School Dist #54	\$ 8,806,417	0.9362	0.9362	\$ 8,244.57	\$ -	\$ (0.05)	\$ -	\$ -	\$ 8,244.52
Education Service Dist.	\$ 785,419,008	3.7930	3.7930	\$ 2,979,094.30	\$ -	\$ (0.93)	\$ (47,032.60)	\$ 139.40	\$ 2,932,200.17
City of Enterprise	\$ 133,355,899	5.0089	5.0089	\$ 667,968.36	\$ -	\$ (0.31)	\$ (92.16)	\$ -	\$ 667,873.89
City of Joseph	\$ 94,325,658	2.9867	2.9867	\$ 281,722.44	\$ -	\$ 0.04	\$ -	\$ 109.77	\$ 281,832.25
City of Wallowa	\$ 33,660,029	3.7643	3.7643	\$ 126,819.38	\$ -	\$ (0.07)	\$ (0.54)	\$ -	\$ 126,816.77
City of Lostine	\$ 10,685,007	0.3534	0.3534	\$ 3,778.08	\$ -	\$ 0.01	\$ (0.10)	\$ -	\$ 3,775.99
City of Lostine Bond	\$ 10,685,007	-	0.7302	\$ 7,802.19	\$ (0.39)	\$ (0.06)	\$ -	\$ -	\$ 7,802.13
County Animal Control	\$ 785,419,008	0.0567	0.0567	\$ 44,533.26	\$ -	\$ 0.25	\$ (1.18)	\$ 2.08	\$ 44,534.43
4-H & Extension	\$ 785,419,008	0.1625	0.1625	\$ 127,630.59	\$ -	\$ (0.46)	\$ (3.32)	\$ 5.97	\$ 127,632.78
Enterprise Cemetery	\$ 199,641,293	0.1091	0.1091	\$ 21,780.87	\$ -	\$ (0.00)	\$ (2.05)	\$ -	\$ 21,789.82
Joseph Cemetery	\$ 308,896,499	0.0561	0.0561	\$ 17,328.64	\$ -	\$ (0.21)	\$ (0.01)	\$ 2.07	\$ 17,330.49
Wallowa Cemetery	\$ 90,780,141	0.3075	0.3075	\$ 27,908.74	\$ -	\$ (0.12)	\$ (0.06)	\$ -	\$ 27,908.56
Lostine Cemetery	\$ 49,869,037	0.3204	0.3204	\$ 15,978.04	\$ -	\$ (0.09)	\$ (0.39)	\$ -	\$ 15,977.56
Alder Cemetery	\$ 35,945,229	0.2228	0.2228	\$ 8,008.60	\$ -	\$ (0.06)	\$ -	\$ -	\$ 8,008.54
Wallowa Lake RFPD	\$ 95,470,013	0.9500	0.9500	\$ 90,696.51	\$ -	\$ 0.08	\$ -	\$ -	\$ 90,696.59
Wallowa Rural Fire Dist	\$ 48,082,916	0.4703	0.4703	\$ 22,693.99	\$ -	\$ (0.01)	\$ -	\$ -	\$ 22,693.88



SUMMARY OF ASSESSMENT & TAX ROLL
FOR
ASSESSMENT YEAR
2017-2018

	Assessed Value		Special Assessments	
Real Property	\$ 702,242,708		Mobile Home Surcharge	\$ 1,270.00
Real Manufactured Structures	\$ 8,492,310		Fire Patrol	\$ 651,099.56
Personal Manufactured Structures	\$ 2,028,958		Farm/Forest Disqualification	\$ 310.52
Personal Property	\$ 9,309,900		Late filing fee	\$ 1,918.82
Public Utilities	\$ 63,345,132		Other Tax/Penalty	
State Fish & Wildlife	\$ 641,820		Total of Special Assessments	\$ 654,599
Total Net Assessed Value	\$ 786,050,828		Total Ad Valorem Taxes	\$ 8,888,724.39
			Loss due to Truncation	\$ (52.25)
			Gain/Loss from Extension	\$ 875.73
			Loss due to Measure 5 Compression	\$ (57,101.86)
			State Fish & Wildlife	\$ 5,962.99
			Net Taxes & Assessments	\$ 8,926,493.01

Value Distribution



WHERE YOUR PROPERTY TAX DOLLARS GO

I, Randy Wortman, Assessor for Wallowa County, do hereby certify that the assessed valuation, tax levies, and taxes set forth in the summary herein contained, are true and correct copies of the whole thereof, as the same appears on file in my office and in my custody.

Dated this 24th day of October, 2017, in Enterprise, Oregon

Randy Wortman
Randy Wortman, Assessor

